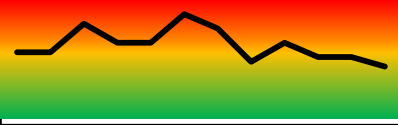





**STRATEGIC PRIORITY - FAMILIES & COMMUNITIES**

**Month Ending**

**Dec-18**

No.	Indicator	Rationale	Current Value	Target	Frequency	Trend	Commentary
F1	Number of cases of accepted statutory homeless	Outcome - trend of homeless numbers	36	No target	Q		
F2	Number of households in Bed and Breakfasts (as at last day of month)	Output - indicator of demand and process	11	11	M		
F3	Number of households in Temporary Accommodation (as at last day of month)	Output - indicator of demand and process	52	40	M		
F4	Number of Households in bands A&B	Output - indicator of demand and process	971	No target	M		38.69% of the total number of households are in bands A&B
F5	Total number of Households in all bands	Output - indicator of demand and process	2,510	No target	M		
F6	Residual household waste per household (kg)	Outcome - impact of awareness campaigns and initiatives	423	413	Q		
F7	Number of flytipping incidents recorded in West Suffolk	Outcome - impact of prevention initiatives	409	469	Q		Flytipping - Over the last three quarters there have been 409 recorded incidents of flytipping in West Suffolk. Of these, 402 were reported as taking place on public land and 7 were reported on private land.
F8	Number of actions to combat flytipping in West Suffolk	Activity - focus on prevention	1,095	938	Q		
F9	Apex income (£)	Output - impact of advertising and act variety	£1,421,542	£1,400,000	Q		